

# GRUPPO 11- Sezione Scientifica di Biochimica Clinica

## Researchers

[Metric guidance](#) [+ Add to Reporting](#) [Export](#) [Shortcuts](#)

There are 4 Researchers in Biochimica Clinica 2023

[Add to panel](#) [Tag](#) [+ Create group](#)

	Name	Scholarly Output	Most recent publication	Citations	h-index
1.	Naviglio, Silvio	21	2023	304	26
2.	Sapia, Luigi	16	2023	275	19
3.	Borriello, Margherita	14	2023	89	10
4.	Ingrosso, Diego	11	2023	56	32

## Summary metrics

[+ Add to Reporting](#)

39

Scholarly Output

82.1% All Open Access

[View list of publications](#)

4

Researchers

1.65

Field-Weighted Citation Impact

[Yearly breakdown](#)

487

Citation Count

12.5

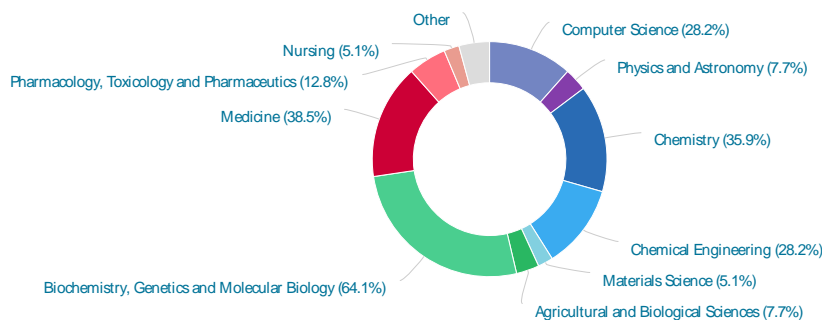
Citations per Publication

## Publication share by Subject Area

[+ Add to Reporting](#)

Donut Chart

Segment size represents relative publication share per Subject Area. Note that a publication can be mapped to multiple Subject Areas. [Learn more](#)



[Analyze in more detail](#)

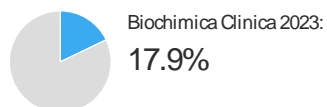
## Performance indicators

### Outputs in Top Citation Percentiles ⓘ

+ [Add to Reporting](#)

Publications in top 10% most cited worldwide

Show as field-weighted




> [Analyze in more detail](#)

### International Collaboration ⓘ

+ [Add to Reporting](#)

Publications co-authored with researchers in other countries/regions



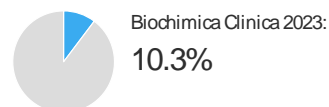
> [Analyze in more detail](#)

### Publications in Top Journal Percentiles ⓘ

+ [Add to Reporting](#)

Publications in top 10% journals

by [CiteScore Percentile](#) ▾

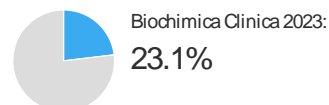


> [Analyze in more detail](#)

### Academic-Corporate Collaboration ⓘ

+ [Add to Reporting](#)

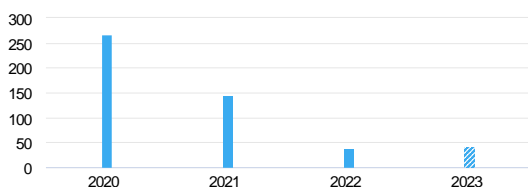
Publications with both academic and corporate affiliations



> [Analyze in more detail](#)

## Citation Count ⓘ

+ [Add to Reporting](#) [Export](#) ▾ [Shortcuts](#) ▾



Incomplete year ⓘ

487

number of citations received by publications by researchers of Biochimica Clinica 2023